



Bonjour tout le monde. Ça va?

Bonjour Madame Nichols. Ça va bien, merci. Et vous?



Ça va très bien! We have already learned how to say colours and coloured a rainbow as a sign of hope, so today we are taking a break from our **home topic** to focus on saying thank you. This set of lessons has been inspired by a report on BBC Breakfast News this week, where they showed some examples of thank you posters for postal workers. We are going to make a thank you poster, before revising numbers in French.

Bonne idée!



Here is a poster to colour in to say thank you to the postmen and women. Enjoy colouring it in, but do ask for permission before putting it in the window with your rainbow. If you can't print it, don't worry, just draw and colour your own poster. There are some more activities on the Royal Mail website. Here is the link:

<https://www.royalmail.com/thumbsup>

Amuse-toi bien!



THANK YOU



© 2020 The Mum Educates



Postal workers have to be really good at numbers or all the post will get muddled up and sent to the wrong addresses, so, we are now going to revise our numbers in French! Here is lesson one. There is only one way to start revising numbers and that is to follow the link below (YouTube Alain le lait) and sing along with the worms!

<https://www.youtube.com/watch?v=UsEz58BbIMY>



I hope you danced along too! Let's now revise our numbers. Here are a few exercises to help. Don't forget you can check your answers at the end. Have fun!

Read these words out loud.

1 un	2 deux	3 trois	4 quatre	5 cinq
6 six	7 sept	8 huit	9 neuf	10 dix
11 onze	12 douze			

Now cover up the words above and fill in the missing numbers, focussing on numbers 1-10 to begin with.

1	2 deux	3	4 quatre	5 cinq
6	7 sept	8	9 neuf	10

How did you do? Here is a wordsearch. The missing words are below.

p j j p g o q n g z s r r d t
 r w s v q r x t e m i n x p d
 n f y c n k f e x u x x e j z
 u k o q i r q s q x f s q k j
 f d y a c u y u c c h t c x l
 w m c e a b a d u x m h p e t
 k o n g o t x s i o r t j l t
 n r n v r k p u v q c q r o h
 m m p e c i b p e c o b y e f
 q m x j m o f a w d n e x h i
 z d z j k d c t j d r o r m g
 m e k m w a f e q j k k y a f
 z m r j f t d f f w w d t f c
 r k r q p u q l e p z l h b i
 h u i t x n v p n v l i y t l

cinq	dix	quatre	six	neuf
deux	huit	sept	trois	un

Write these numbers in figures.

neuf
six
trois
un
douze
deux
huit

dix

cinq

onze

quatre

cinq

Write these numbers in words in French.

2	4
8	6
0	1
7	10
12	9
11	3

If you can, print out the number cards below, cut them up and then match them up. If you don't have a printer, then write the numbers on paper and you can play the game too!

1	2	3	4	5
6	7	8	9	10
un	deux	trois	quatre	cinq
six	sept	huit	neuf	dix





How good is your maths? Here are some sums to test you. The answers should be written in French!

1. $10 + 1 =$	6. $7 - 2 =$
2. $2 + 5 =$	7. $10 - 2 =$
3. $7 + 3 =$	8. $12 - 6 =$
4. $2 + 2 =$	9. $9 - 3 =$
5. $5 + 4 =$	10. $8 - 4 =$

Well done! Now, let's play a game of noughts and crosses before we check our answers!

	<p>Salut Monsieur Nichols. Ça va? Tu veux jouer au Morpion?</p>
<p>Oui, super, mais je vais gagner!</p>	

		
		
		<p>5</p>

			
---	---	--	---

	<p>Super, j'ai gagné!</p>		<p>Bon effort!</p>
---	---------------------------	---	--------------------

Now your turn! Cut out the grid below and the counters. You should say the number in the square in French and if you get it right, put your counter in the space. Three in a row wins. Why don't you teach someone in your household to count in French, so you can play against them? If you can't print this, then make your own cards. Have fun!

10	6	12
7	1	5
9	4	2



Well done for your good work! Check your answers below. Next lesson's work follows. Au revoir!

Answers:

1 un	2	3	4	5
6 six	7	8 huit	9	10 dix

Neuf 9

Six 6

Trois 3

Un 1

Douze 12

Deux 2

Huit 8

Dix 10

Cinq 5

Onze 11

Quatre 4

Cinq 5

2 deux	4 quatre
8 huit	6 six
0 zéro	1 un

7 sept	10 dix
12 douze	9 neuf
11 onze	3 trois

1. $10 + 1 =$ onze	6. $7 - 2 =$ cinq
2. $2 + 5 =$ sept	7. $10 - 2 =$ huit
3. $7 + 3 =$ dix	8. $12 - 6 =$ six
4. $2 + 2 =$ quatre	9. $9 - 3 =$ six
5. $5 + 4 =$ neuf	10. $8 - 4 =$ deux

	Bonjour tout le monde. J'espère que tout va bien.
Bonjour Madame Nichols. Ça va bien, merci. Et vous?	
	Ça va bien, merci. Aujourd'hui on va réviser les numéros en français.

Welcome to lesson two! Let us revise how to count to 50 today. We really should practise how to pronounce the words first by singing along to Alain le Lait on YouTube. Here are the links - Numbers 1-20 and then 20-50. Enjoy!

<https://www.youtube.com/watch?v=UsEz58BbIMY> <https://www.youtube.com/watch?v=wlyqz2unHKc>

Now read these words out loud.

1. un	26.vingt-six
2. deux	27.vingt-sept
3. trois	28.vingt-huit
4. quatre	29.vingt-neuf
5. cinq	30.trente
6. six	31. trente et un
7. sept	32.trente-deux
8. huit	33.trente-trois
9. neuf	34.trente-quatre
10. dix	35.trente-cinq
11. onze	36.trente-six
12. douze	37.trente-sept
13. treize	38.trente-huit
14. quatorze	39.trente-neuf
15. quinze	40.quarante
16. seize	41. quarante et un
17. dix-sept	42.quarante-deux
18. dix-huit	43.quarante-trois
19. dix-neuf	44.quarante -quatre
20.vingt	45.quarante -cinq
21. vingt et un	46.quarante -six
22.vingt-deux	47.quarante -sept
23.vingt-trois	48.quarante -huit
24.vingt-quatre	49.quarante -neuf
25.vingt-cinq	50.cinquante

Well done! Good work! If you are unsure how to say any of the words, listen to the song again. Now, without looking fill in the missing numbers on the next page.

1. un	26. vingt-six
2. deux	27. vingt-sept
3. trois	28. vingt-huit
4. quatre	29. vingt-neuf
5. cinq	30. trente
6. _____	31. trente et un
7. sept	32. trente-_____
8. huit	33. trente-trois
9. neuf	34. trente-_____
10. dix	35. trente-cinq
11. onze	36. trente-six
12. douze	37. trente-sept
13. treize	38. trente-huit
14. quatorze	39. trente-neuf
15. quinze	40. quarante
16. seize	41. quarante et un
17. dix-sept	42. quarante-deux
18. dix-_____	43. quarante-_____
19. dix-neuf	44. quarante -quatre
20. vingt	45. quarante -cinq
21. vingt et _____	46. quarante -six
22. vingt-deux	47. quarante -sept
23. vingt-trois	48. quarante -huit
24. vingt-quatre	49. quarante -neuf
25. vingt-_____	50. cinquante

Write these numbers as figures.

neuf
six
dix-sept
un
douze
deux
dix-neuf
dix-huit
quatre
onze

Here is a wordsearch.

Un	Deux	Trois	Quatre	Cinq	Six	Sept	Huit	Neuf	Dix
Onze	Douze	Treize	Quatorze	Quinze	Seize	Dix-sept	Dix-huit	Dix-neuf	Vingt
Vingt et un	Vingt-deux	Vingt-trois	Vingt-quatre	Vingt-cinq	Vingt-six	Vingt-sept	Vingt-huit	Vingt-neuf	Trente

i t t v u d y k t x n q b o o
 k q g j t i w e p u h u n f l
 e f g n b x z j e e u i j h z
 k k w l i r j r s d t n z o x
 n e u f o v w k t d y z t c l
 t z w t t i i x g p s e m y j
 z r a e z i e s n q u a t r e
 d u e p t c u e i r h k c w c
 q c r n e e f h v x p y o k d
 j y y i t o u o t e e p f o i
 p u o o f e i w b g w c u o t
 s i o r t t g n i v n z e i f
 m p z k h n n b w h e i u u n
 p y p g k s y o t j j h v m q
 t z d e u f a d f h w u h m j

Can you write these prices down in figures? I've done one to help.

1.	un euro vingt	€1,20
2.	quatorze euros dix	
3.	vingt euros quarante	
4.	trois euros trente	
5.	seize euros quarante	
6.	quarante euros trente-cinq	
7.	huit euros vingt-cinq	

Notice how to draw the euro sign. Remember in France, the currency is euros.

Here are some sums. Write the answer in words in French.

- a. trente + dix =
- b. neuf + deux =
- c. quarante + sept =
- d. trois + cinq =
- e. sept + sept =

Underline the smallest number.

1. trente or dix
2. quarante or deux
3. vingt or trente-deux
4. neuf or douze

Answers:

6 = six

32 = trente-deux

18 = dix-huit

34 = trente-quatre

21 = vingt et un

43 = quarante-trois

25 = vingt-cinq

neuf 9

six 6

dix-sept 17

un 1

douze 12

deux 2

dix-neuf 19

dix-huit 18

quatre 4

onze 11

• un euro vingt	€1,20
• quatorze euros dix	€14,10
• vingt euros quarante	€20,40
• trois euros trente	€3,30
• seize euros quarante	€16,40
• quarante euros trente-cinq	€40,35
• huit euros vingt-cinq	€8,25

- trente + dix = **quarante**
- neuf + deux = **onze**
- quarante + sept = **quarante-sept**
- trois + cinq = **huit**
- sept + sept = **quatorze**

- trente or **dix**
- quarante or **deux**
- **vingt** or trente-deux
- **neuf** or douze

Cut out the cards and match the words and numbers, or make your own cards if you do not have a printer.

11	12	13	14	15
16	17	18	19	20
21	22	23	24	25

26	27	28	29	30
31	32	33	34	35
35	37	38	39	40

onze	douze	treize	quatorze	quinze
seize	dix- sept	dix- huit	dix-neuf	vingt
vingt et un	vingt- deux	vingt- trois	vingt- quatre	vingt- cinq
vingt- six	vingt- sept	vingt- huit	vingt- neuf	trente

trente et un	trente- deux	trente- trois	trente- quatre	trente- cinq
trente- six	trente- sept	trente- huit	trente- neuf	quarante

Well done! You have worked hard and so let's play noughts and crosses again. Cut out the grid below and the counters. You should say the number in the square in French and if you get it right, put your counter in the space. Three in a row wins. Why don't you teach someone in your household to count in French, so you can play against them? If you can't print this, then make your own cards. Have fun!


10	21	18
17	11	15
9	4	20

Here are some larger numbers for you to practise!

32	26	28
19	11	35
12	14	30

38	50	48
44	29	41
26	40	32

Here are the counters! You only need one set, so use the ones from last lesson.



Well done for your good work!. Don't forget our theme was to thank all the postal workers for their hard work. Receiving a letter or card is lovely, so why not write to a member of your family who you can't visit at the moment or draw them a picture? Be kind to everyone and I look forward to sending you some more work soon. Au revoir.